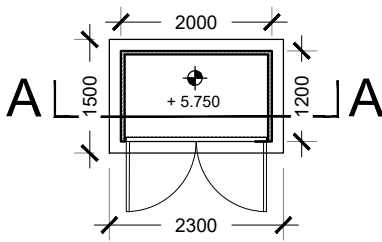
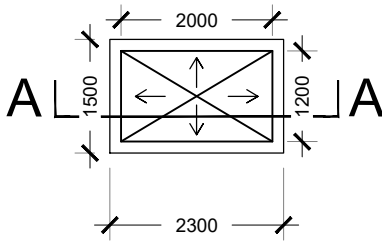


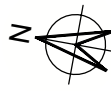
Control Kiosk



01 Floor Plan
1:100 @ A3



02 Roof Plan
1:100 @ A3

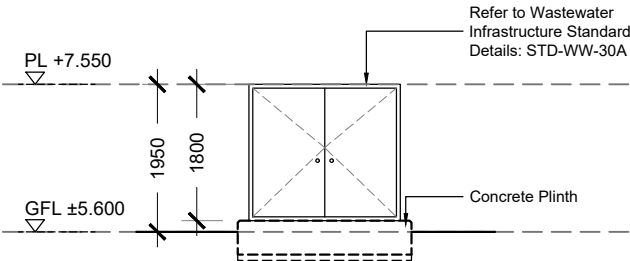


- Notes:
- Refer to Code of Practice for Wastewater Infrastructure: Section 5.22
 - Refer to Wastewater Infrastructure Standard Details: STD-WW-30A & STD-WW-31

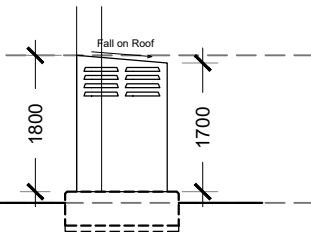
GENERAL NOTES

- COPYRIGHT RESERVED
- DO NOT SCALE DRAWING. USE FIGURED DIMENSIONS ONLY.
- ALL DISCREPANCIES TO BE REPORTED TO ARCHITECT.
- THE CONTRACTOR IS RESPONSIBLE FOR CHECKING ALL LEVELS AND DIMENSIONS.
- ALL STRUCTURE TO BE TO STRUCTURAL ENGINEERS DETAILS.
- ALL MECH & ELEC SERVICES TO SERVICES ENGINEERS DETAILS.
- ALL PROPRIETARY ITEMS TO BE INSTALLED IN ACCORDANCE WITH MANUFACTURERS INSTRUCTIONS.
- CONTRACTOR IS RESPONSIBLE FOR THE COORDINATION OF STRUCTURE FINISHES AND SERVICES.

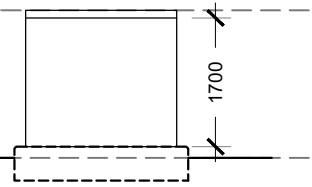
REV	DATE	DESCRIPTION	BY



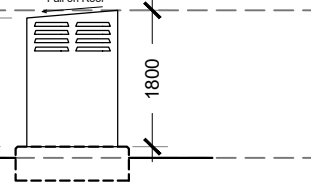
03 Front Elevation
1:100 @ A3



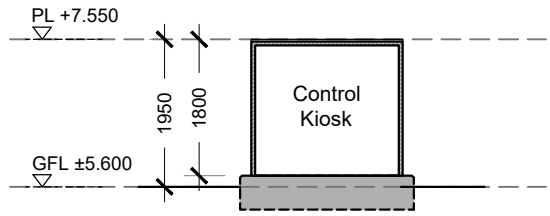
04 Side Elevation
1:100 @ A3



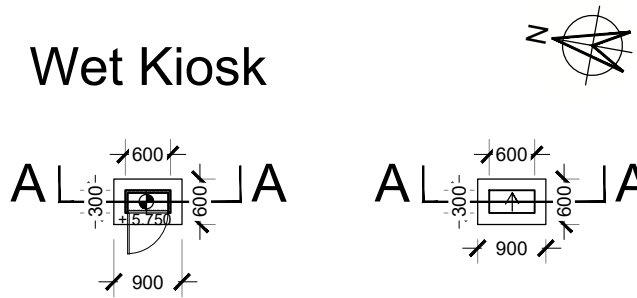
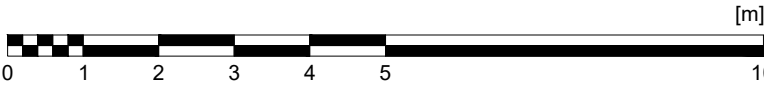
05 Rear Elevation
1:100 @ A3



06 Side Elevation
1:100 @ A3

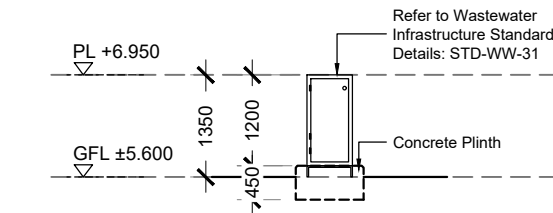


07 Section A-A
1:100 @ A3

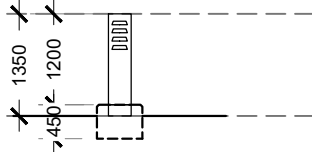


08 Floor Plan
1:100 @ A3

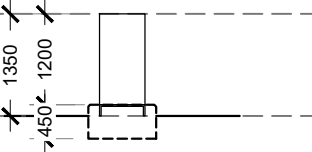
09 Roof Plan
1:100 @ A3



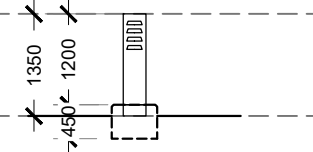
10 Front Elevation
1:100 @ A3



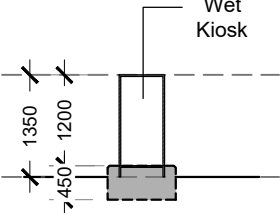
11 Side Elevation
1:100 @ A3



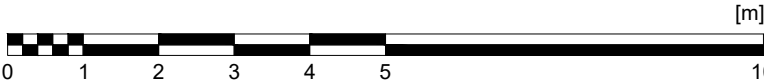
12 Rear Elevation
1:100 @ A3



13 Side Elevation
1:100 @ A3



14 Section A-A
1:100 @ A3



THE TREE HOUSE, 17 RICHVIEW OFFICE PARK
CLONSKEAGH, D14 XR82, IRELAND
T: (01) 6689888 E: info@jfa.ie W: www.jfa.ie

CLIENT
Marshall Yards Development Company Ltd.

PROJECT
Residential Development
Cartron, Oranmore, Co. Galway

DRAWING
Pump Station Kiosks
Plans, Sections and Elevations

SCALE
1:100 @ A3

JOB NO.
2326

DRAWN BY
JF

DATE
09.05.24

DRAWING NUMBER
CAR-ZZ-LZZ-DR-JFA-AR-P5011

REVISION

DRAWING LOCATION
w:\23 jobs\232600 current drawings

DRAWING STATUS
Planning