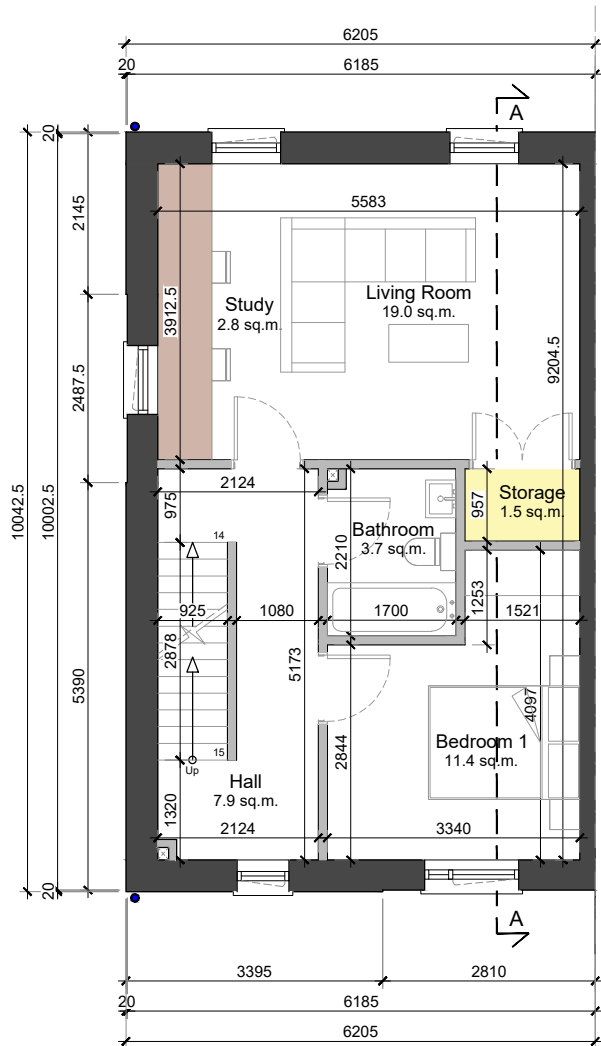
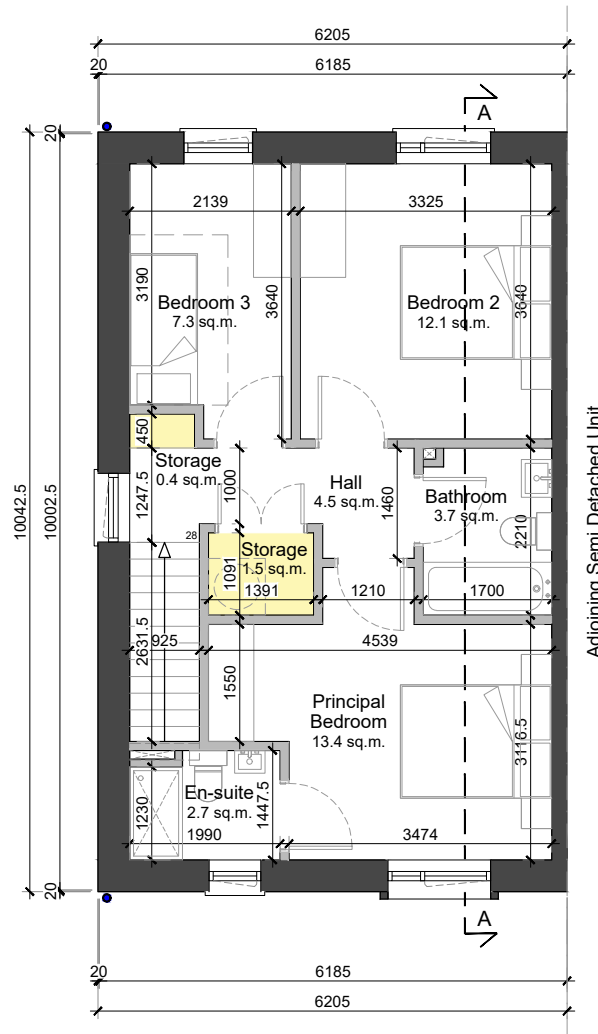


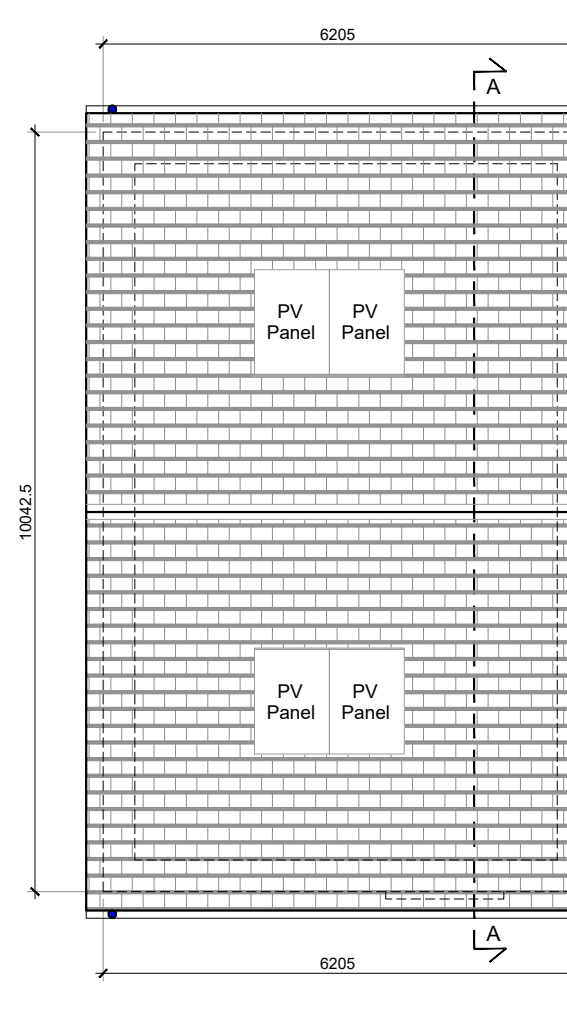
01 Ground Floor Plan
1:100 @ A3



02 First Floor Plan
1:100 @ A3



03 Second Floor Plan
1:100 @ A3



04 Roof Plan
1:100 @ A3

| Type B1 - Area Schedule (GIA) | |
|-------------------------------|----------|
| Name | Area |
| Ground Floor | 49.7 m² |
| First Floor | 51.4 m² |
| Second Floor | 51.4 m² |
| Grand total | 152.5 m² |

| Type B1 - Aggregate Living Area | |
|---------------------------------|---------|
| Name | Area |
| Living & Dining | 21.8 m² |
| Kitchen | 12.1 m² |
| Study Area | 0.8 m² |
| Living Room | 19.0 m² |
| Study Area | 2.8 m² |
| Grand total | 56.5 m² |

| Type B1 - Aggregate Bedroom | |
|-----------------------------|---------|
| Bedrooms | Area |
| Principal Bedroom | 13.4 m² |
| Bedroom 01 | 11.4 m² |
| Bedroom 02 | 12.1 m² |
| Bedroom 03 | 7.3 m² |
| Grand total | 44.2 m² |

| Type B1 - Internal Storage | |
|----------------------------|--------|
| Name | Area |
| Internal Storage | 7.0 m² |
| Grand total | 7.0 m² |

- GENERAL NOTES
1. COPYRIGHT RESERVED
 2. DO NOT SCALE DRAWING. USE FIGURED DIMENSIONS ONLY.
 3. ALL DISCREPANCIES TO BE REPORTED TO ARCHITECT.
 4. THE CONTRACTOR IS RESPONSIBLE FOR CHECKING ALL LEVELS AND DIMENSIONS.
 5. ALL STRUCTURE TO BE TO STRUCTURAL ENGINEERS DETAILS.
 6. ALL MECH & ELEC SERVICES TO SERVICES ENGINEERS DETAILS.
 7. ALL PROPRIETARY ITEMS TO BE INSTALLED IN ACCORDANCE WITH MANUFACTURERS INSTRUCTIONS.
 8. CONTRACTOR IS RESPONSIBLE FOR THE COORDINATION OF STRUCTURE FINISHES AND SERVICES.

| REV | DATE | DESCRIPTION | BY |
|-----|------|-------------|----|
| | | | |
| | | | |
| | | | |
| | | | |

Type B1
Semi-detached
3 storey / 4 bed / 7 person unit

| LEGEND | |
|--------|---------|
| | Storage |
| | Study |

| | |
|--|--|
| | House Type B1 (4 Bed Semi-detached) |
|--|--|



THE TREE HOUSE, 17 RICHVIEW OFFICE PARK
CLONSKEAGH, D14 XR82, IRELAND
T: (01) 6689888 E: info@jfa.ie W: www.jfa.ie

CLIENT
Marshall Yards Development Company Ltd.

PROJECT
Residential Development
Carlton, Oranmore, Co Galway

DRAWING
House Type B1
Floor Plans

SCALE
1:100 @ A3
DRAWN BY
DATE
DRAWING NUMBER
CAR-ZZ-LZZ-DR-JFA-AR-P2001

JOB NO.
2326
PKL/IC
16.05.2024
REVISION

DRAWING LOCATION

DRAWING STATUS
Planning

Note: Refer to the *Proposed Site Layout Plan - Part 1* for levels and orientation, as it varies.

